

### General information about company

Scrip code	533019
NSE Symbol	
MSEI Symbol	
ISIN	INE456H01011
Name of the company	SIMPLEX PAPERS LIMITED
Whether company is SME	No
Class of Security	Equity Shares
Type of report	Quarterly
Quarter Ended / Half year ended/Date of Report (For Prelisting / Allotment)	31-03-2023
Date of allotment / extinguishment (in case Capital Restructuring selected) / Listing Date	
Shareholding pattern filed under	Regulation 31 (1) (b)
Whether the listed entity is Public Sector Undertaking (PSU)?	No

### Declaration

Sr. No.	Particular	Yes/No	Promoter and Promoter Group	Public shareholder	Non Promoter- Non Public
1	Whether the Listed Entity has issued any partly paid up shares?	No	No	No	No
2	Whether the Listed Entity has issued any Convertible Securities ?	No	No	No	No
3	Whether the Listed Entity has issued any Warrants ?	No	No	No	No
4	Whether the Listed Entity has any shares against which depository receipts are issued?	No	No	No	No
5	Whether the Listed Entity has any shares in locked-in?	No	No	No	No
6	Whether any shares held by promoters are pledge or otherwise encumbered?	No	No		
7	Whether company has equity shares with differential voting rights?	No	No	No	No
8	Whether the listed entity has any significant beneficial owner?	No			

**Table VI - Statement showing foreign ownership limits**

<b>Particular</b>	<b>Approved limits (%)</b>	<b>Limits utilized (%)</b>
As on shareholding date	100	0.47
As on the end of previous 1st quarter	100	0.48
As on the end of previous 2nd quarter	100	0.48
As on the end of previous 3rd quarter	100	0.48
As on the end of previous 4th quarter	100	0.49

**Table I - Summary Statement holding of specified securities**

Category (I)	Category of shareholder (II)	Nos. Of shareholders (III)	No. of fully paid up equity shares held (IV)	No. Of Partly paid-up equity shares held (V)	No. Of shares underlying Depository Receipts (VI)	Total nos. shares held (VII) = (IV)+ (V)+ (VI)	Shareholding as a % of total no. of shares (calculated as per SCRR, 1957) (VIII) As a % of (A+B+C2)	Number of Voting Rights held in each class of securities (IX)			
								No of Voting (XIV) Rights			Total as a % of (A+B+C)
								Class eg: X	Class eg:y	Total	
(A)	Promoter & Promoter Group	7	1499279			1499279	49.95	1499279		1499279	49.95
(B)	Public	8887	1502196			1502196	50.05	1502196		1502196	50.05
(C)	Non Promoter-Non Public										
(C1)	Shares underlying DRs										
(C2)	Shares held by Employee Trusts										
	Total	8894	3001475			3001475	100	3001475		3001475	100


**Table I - Summary Statement holding of specified securities**

Category (I)	Category of shareholder (II)	No. Of Shares Underlying Outstanding convertible securities (X)	No. of Shares Underlying Outstanding Warrants (Xi)	No. Of Shares Underlying Outstanding convertible securities and No. Of Warrants (Xi) (a)	Shareholding , as a % assuming full conversion of convertible securities ( as a percentage of diluted share capital) (XI)= (VII)+(X) As a % of (A+B+C2)	Number of Locked in shares (XII)		Number of Shares pledged or otherwise encumbered (XIII)		Number of equity shares held in dematerialized form (XIV)	Sub-categorization of shares		
						No. (a)	As a % of total Shares held (b)	No. (a)	As a % of total Shares held (b)		Sub-category (i)	Sub-category (ii)	Sub-category (iii)
(A)	Promoter & Promoter Group				49.95					1499279			
(B)	Public				50.05					1374323	0	0	0
(C)	Non Promoter-Non Public												
(C1)	Shares underlying DRs												
(C2)	Shares held by Employee Trusts												
	Total				100					2873602	0	0	0

**Table II - Statement showing shareholding pattern of the Promoter and Promoter Group**

Sr.	Category & Name of the Shareholders (I)	Nos. Of shareholders (III)	No. of fully paid up equity shares held (IV)	No. Of Partly paid-up equity shares held (V)	No. Of shares underlying Depository Receipts (VI)	Total nos. shares held (VII) = (IV)+(V)+(VI)	Shareholding as a % of total no. of shares (calculated as per SCRR, 1957) (VIII) As a % of (A+B+C2)	Number of Voting Rights held in each class of securities (IX)			
								No of Voting (XIV) Rights			Total as a % of Total Voting rights
								Class eg: X	Class eg:y	Total	
A	Table II - Statement showing shareholding pattern of the Promoter and Promoter Group										
(1)	Indian										
(a)	Individuals/Hindu undivided Family	3	965			965	0.03	965		965	0.03
(d)	Any Other (specify)	4	1498314			1498314	49.92	1498314		1498314	49.92
Sub-Total (A)(1)		7	1499279			1499279	49.95	1499279		1499279	49.95
(2)	Foreign										
Total Shareholding of Promoter and Promoter Group (A)=(A)(1)+(A)(2)		7	1499279			1499279	49.95	1499279		1499279	49.95
B	Table III - Statement showing shareholding pattern of the Public shareholder										
(1)	Institutions (Domestic)										
(a)	Mutual Funds	1	102			102	0	102		102	0
(d)	Banks	9	4942			4942	0.16	4942		4942	0.16
(e)	Insurance Companies	2	418507			418507	13.94	418507		418507	13.94
Sub-Total (B)(1)		12	423551			423551	14.11	423551		423551	14.11
(2)	Institutions (Foreign)										
(3)	Central Government / State Government(s)										
(4)	Non-institutions										
(g)	Resident Individuals holding nominal share capital up to Rs. 2 lakhs	8745	1010704			1010704	33.67	1010704		1010704	33.67
(h)	Resident Individuals holding nominal share capital in excess of Rs. 2 lakhs	1	37255			37255	1.24	37255		37255	1.24
(i)	Non Resident Indians (NRIs)	46	18502			18502	0.62	18502		18502	0.62
(l)	Bodies Corporate	39	6457			6457	0.22	6457		6457	0.22
(m)	Any Other (specify)	44	5727			5727	0.19	5727		5727	0.19
Sub-Total (B)(4)		8875	1078645			1078645	35.94	1078645		1078645	35.94
Total Public Shareholding (B)=(B)(1)+(B)(2)+(B)(3)+(B)(4)		8887	1502196			1502196	50.05	1502196		1502196	50.05
C	Table IV - Statement showing shareholding pattern of the Non Promoter- Non Public shareholder										
Total ( A+B+C2 )		8894	3001475			3001475	100	3001475		3001475	100

Total (A+B+C )		8894	3001475			3001475	100		3001475		3001475	100
----------------	--	------	---------	--	--	---------	-----	--	---------	--	---------	-----




**Table II - Statement showing shareholding pattern of the Promoter and Promoter Group**

Sr.	No. Of Shares Underlying Outstanding convertible securities (X)	No. of Shares Underlying Outstanding Warrants (Xi)	No. Of Shares Underlying Outstanding convertible securities and No. Of Warrants (Xi) (a)	Shareholding , as a % assuming full conversion of convertible securities ( as a percentage of diluted share capital) (XI)= (VII)+(X) As a % of (A+B+C2)	Number of Locked in shares (XII)		Number of Shares pledged or otherwise encumbered (XIII)		Number of equity shares held in dematerialized form (XIV)	Sub-categorization of shares		
					No. (a)	As a % of total Shares held (b)	No. (a)	As a % of total Shares held (b)		Sub-category (i)	Sub-category (ii)	Sub-category (iii)
A	Table II - Statement showing shareholding pattern of the Promoter and Promoter Group											
(1)	Indian											
(a)				0.03					965			
(d)				49.92					1498314			
Sub-Total (A) (1)				49.95					1499279			
(2)	Foreign											
Total Shareholding of Promoter and Promoter Group (A)= (A)(1)+(A)(2)				49.95					1499279			
B	Table III - Statement showing shareholding pattern of the Public shareholder											
(1)	Institutions (Domestic)											
(a)				0					102	0	0	0
(d)				0.16					99	0	0	0
(e)				13.94					418507	0	0	0
Sub-Total (B) (1)				14.11					418708	0	0	0
(2)	Institutions (Foreign)											
(3)	Central Government / State Government(s)											
(4)	Non-institutions											
(g)				33.67					890823	0	0	0
(h)				1.24					37255	0	0	0
(i)				0.62					17444	0	0	0
(l)				0.22					4366	0	0	0
(m)				0.19					5727	0	0	0
Sub-Total (B) (4)				35.94					955615	0	0	0
Total Public Shareholding (B)=(B)(1)+(B)(2)+(B)(3)+(B)(4)				50.05					1374323	0	0	0
C	Table IV - Statement showing shareholding pattern of the Non Promoter- Non Public shareholder											
Total ( A+B+C2 )				100					2873602			




Total (A+B+C)				100					2873602
------------------	--	--	--	-----	--	--	--	--	---------



**Individuals/Hindu undivided Family**

Serial No.	1	2	3	4	
Name of the Shareholders (I)	SHREELEKHA N DAMANI	NANDAN S DAMANI	NANDAN DAMANI HUF	SANJAY N DAMANI	<a href="#">Click here to go back</a>
PAN (II)	AECDP7468K	AECDP7469J	AAFHN5264G	AAEPD7680R	Total
No. of fully paid up equity shares held (IV)	571	241	153	0	965
No. Of Partly paid-up equity shares held (V)					
No. Of shares underlying Depository Receipts (VI)					
Total nos. shares held (VII) = (IV)+ (V)+ (VI)	571	241	153	0	965
Shareholding as a % of total no. of shares (calculated as per SCRR, 1957) (VIII) As a % of (A+B+C2)	0.02	0.01	0.01	0	0.03
<b>Number of Voting Rights held in each class of securities (IX)</b>					
Class eg:X	571	241	153	0	965
Class eg:y					
Total	571	241	153	0	965
Total as a % of Total Voting rights	0.02	0.01	0.01	0	0.03
No. Of Shares Underlying Outstanding convertible securities (X)					
No. of Shares Underlying Outstanding Warrants (Xi)					
No. Of Shares Underlying Outstanding convertible securities and No. Of Warrants (Xi) (a)					
Shareholding , as a % assuming full conversion of convertible securities (as a percentage of diluted share capital) (XI)= (VII)+(Xi)(a) As a % of (A+B+C2)	0.02	0.01	0.01	0	0.03
<b>Number of Locked in shares (XII)</b>					


No. (a)					
As a % of total Shares held (b)					
Number of Shares pledged or otherwise encumbered (XIII)					
No. (a)					
As a % of total Shares held (b)					
Number of equity shares held in dematerialized form (XIV)	571	241	153	0	965
Reason for not providing PAN					
Reason for not providing PAN					
Shareholder type	Promoter Group	Promoter	Promoter	Promoter	



**Any Other (specify)**

Serial No.	1	2	3	4	
Category	Bodies Corporate	Bodies Corporate	Bodies Corporate	Bodies Corporate	<a href="#">Click here to go back</a>
Name of the Shareholders (I)	SIMPLEX REALTY LIMITED	LUCKY VYAPAAR AND HOLDINGS PVT LTD	SHREELEKHA GLOBAL FINANCE LTD	NEW TEXTILES LLP	
PAN (II)	AAACT4056E	AAACL6848G	AACCS3479G	AAOFN3074F	Total
No. of the Shareholders (I)	1	1	1	1	4
No. of fully paid up equity shares held (IV)	1471000	23256	2553	1505	1498314
No. Of Partly paid-up equity shares held (V)					
No. Of shares underlying Depository Receipts (VI)					
Total nos. shares held (VII) = (IV)+ (V)+ (VI)	1471000	23256	2553	1505	1498314
Shareholding as a % of total no. of shares (calculated as per SCRR, 1957) (VIII) As a % of (A+B+C2)	49.01	0.77	0.09	0.05	49.92
<b>Number of Voting Rights held in each class of securities (IX)</b>					
Class eg: X	1471000	23256	2553	1505	1498314
Class eg:y					
Total	1471000	23256	2553	1505	1498314
Total as a % of Total Voting rights	49.01	0.77	0.09	0.05	49.92
No. Of Shares Underlying Outstanding convertible securities (X)					
No. of Shares Underlying Outstanding Warrants (Xi)					
No. Of Shares Underlying Outstanding convertible securities and No. Of Warrants (Xi) (a)					
Shareholding , as a % assuming full conversion of convertible securities (as a percentage of	49.01	0.77	0.09	0.05	49.92


diluted share capital) (XI)= (VII)+(X) As a % of (A+B+C2)					
Number of Locked in shares (XII)					
No. (a)					
As a % of total Shares held (b)					
Number of Shares pledged or otherwise encumbered (XIII)					
No. (a)					
As a % of total Shares held (b)					
Number of equity shares held in dematerialized form (XIV)	1471000	23256	2553	1505	1498314
Reason for not providing PAN					
Reason for not providing PAN					
Shareholder type	Promoter Group	Promoter Group	Promoter Group	Promoter Group	



## Insurance Companies

Serial No.	1	2	
Name of the Shareholders (I)	THE ORIENTAL INSURANCE COMPANY LIMITED	LIFE INSURANCE CORPORATION OF INDIA	<a href="#">Click here to go back</a>
PAN (II)	AAACT0627R	AAACL0582H	Total
No. of fully paid up equity shares held (IV)	50940	367567	418507
No. Of Partly paid-up equity shares held (V)			
No. Of shares underlying Depository Receipts (VI)			
Total nos. shares held (VII) = (IV)+ (V)+ (VI)	50940	367567	418507
Shareholding as a % of total no. of shares (calculated as per SCRR, 1957) (VIII) As a % of (A+B+C2)	1.7	12.25	13.94
<b>Number of Voting Rights held in each class of securities (IX)</b>			
Class eg: X	50940	367567	418507
Class eg:y			
Total	50940	367567	418507
Total as a % of Total Voting rights	1.7	12.25	13.94
No. Of Shares Underlying Outstanding convertible securities (X)			
No. of Shares Underlying Outstanding Warrants (Xi)			
No. Of Shares Underlying Outstanding convertible securities and No. Of Warrants (Xi) (a)			
Shareholding , as a % assuming full conversion of convertible securities (as a percentage of diluted share capital) (XI)= (VII)+(X) As a % of (A+B+C2)	1.7	12.25	13.94
<b>Number of Locked in shares (XII)</b>			

No. (a)			
As a % of total Shares held (b)			
Number of equity shares held in dematerialized form (XIV)	50940	367567	418507
Reason for not providing PAN			
Reason for not providing PAN			
Sub-categorization of shares			
Shareholding (No. of shares) under			
Sub-category (i)	0	0	0
Sub-category (ii)	0	0	0
Sub-category (iii)	0	0	0




**Individuals - ii. Individual shareholders holding nominal share capital in excess of Rs. 2 lakhs.**

Serial No.	1	
Name of the Shareholders (I)	MANJU GAGGAR	<a href="#">Click here to go back</a>
PAN (II)	AGHPG4408M	Total
No. of fully paid up equity shares held (IV)	37255	37255
No. Of Partly paid-up equity shares held (V)		
No. Of shares underlying Depository Receipts (VI)		
Total nos. shares held (VII) = (IV)+ (V)+ (VI)	37255	37255
Shareholding as a % of total no. of shares (calculated as per SCRR, 1957) (VIII) As a % of (A+B+C2)	1.24	1.24
<b>Number of Voting Rights held in each class of securities (IX)</b>		
Class eg: X	37255	37255
Class eg:y		
Total	37255	37255
Total as a % of Total Voting rights	1.24	1.24
No. Of Shares Underlying Outstanding convertible securities (X)		
No. of Shares Underlying Outstanding Warrants (Xi)		
No. Of Shares Underlying Outstanding convertible securities and No. Of Warrants (Xi) (a)		
Shareholding , as a % assuming full conversion of convertible securities (as a percentage of diluted share capital) (XI)= (VII)+(X) As a % of (A+B+C2)	1.24	1.24
<b>Number of Locked in shares (XII)</b>		



No. (a)		
As a % of total Shares held (b)		
Number of equity shares held in dematerialized form (XIV)	37255	37255
Reason for not providing PAN		
Reason for not providing PAN		
Sub-categorization of shares		
Shareholding (No. of shares) under		
Sub-category (i)	0	0
Sub-category (ii)	0	0
Sub-category (iii)	0	0



**Any Other (specify)**

Serial No.	1	2	3	4	
Category	LLP	Trusts	Clearing Members	HUF	
Category / More than 1 percentage	Category	Category	Category	Category	
Name of the Shareholders (I)					<a href="#">Click here to go back</a>
PAN (II)					Total
No. of the Shareholders (I)	1	1	2	40	44
No. of fully paid up equity shares held (IV)	20	29	3	5675	5727
No. Of Partly paid-up equity shares held (V)					
No. Of shares underlying Depository Receipts (VI)					
Total nos. shares held (VII) = (IV)+ (V)+ (VI)	20	29	3	5675	5727
Shareholding as a % of total no. of shares (calculated as per SCRR, 1957) (VIII) As a % of (A+B+C2)	0	0	0	0.19	0.19
<b>Number of Voting Rights held in each class of securities (IX)</b>					
Class eg: X	20	29	3	5675	5727
Class eg:y					
Total	20	29	3	5675	5727
Total as a % of Total Voting rights	0	0	0	0.19	0.19
No. Of Shares Underlying Outstanding convertible securities (X)					
No. of Shares Underlying Outstanding Warrants (Xi)					
No. Of Shares Underlying Outstanding convertible securities and No. Of Warrants (Xi) (a)					
Shareholding , as a % assuming full conversion of convertible securities (as a					

percentage of diluted share capital) (XI)= (VII)+(X) As a % of (A+B+C2)	0	0	0	0.19	0.19
Number of Locked in shares (XII)					
No. (a)					
As a % of total Shares held (b)					
Number of equity shares held in dematerialized form (XIV)	20	29	3	5675	5727
Reason for not providing PAN					
Reason for not providing PAN					
Sub-categorization of shares					
Shareholding (No. of shares) under					
Sub-category (i)	0	0	0	0	0
Sub-category (ii)	0	0	0	0	0
Sub-category (iii)	0	0	0	0	0

